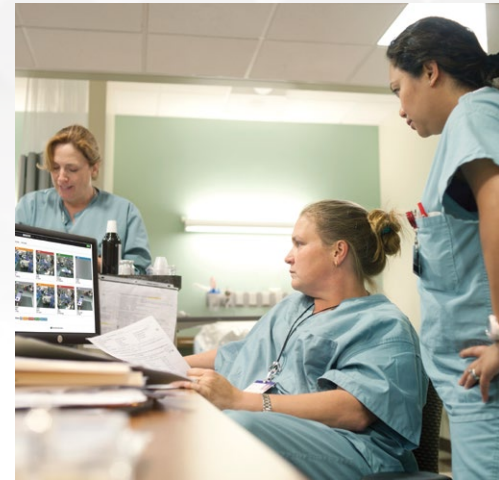


STERIS extends integration beyond the OR with Clarity Software

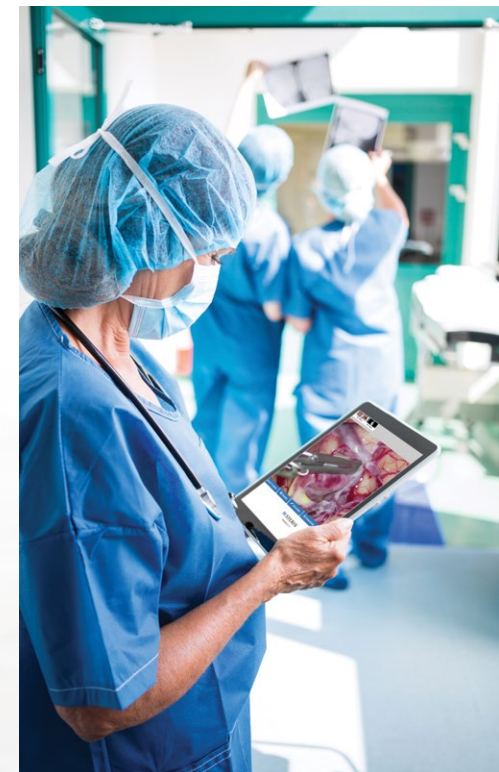
Clarity Software is an application offering a comprehensive portfolio of tools to enhance patient care and operating room efficiency. Hospital staff can access these tools securely from a web browser on any computer, tablet or smart phone inside the hospital network.



See activity in all ORs



View real-time video from the OR

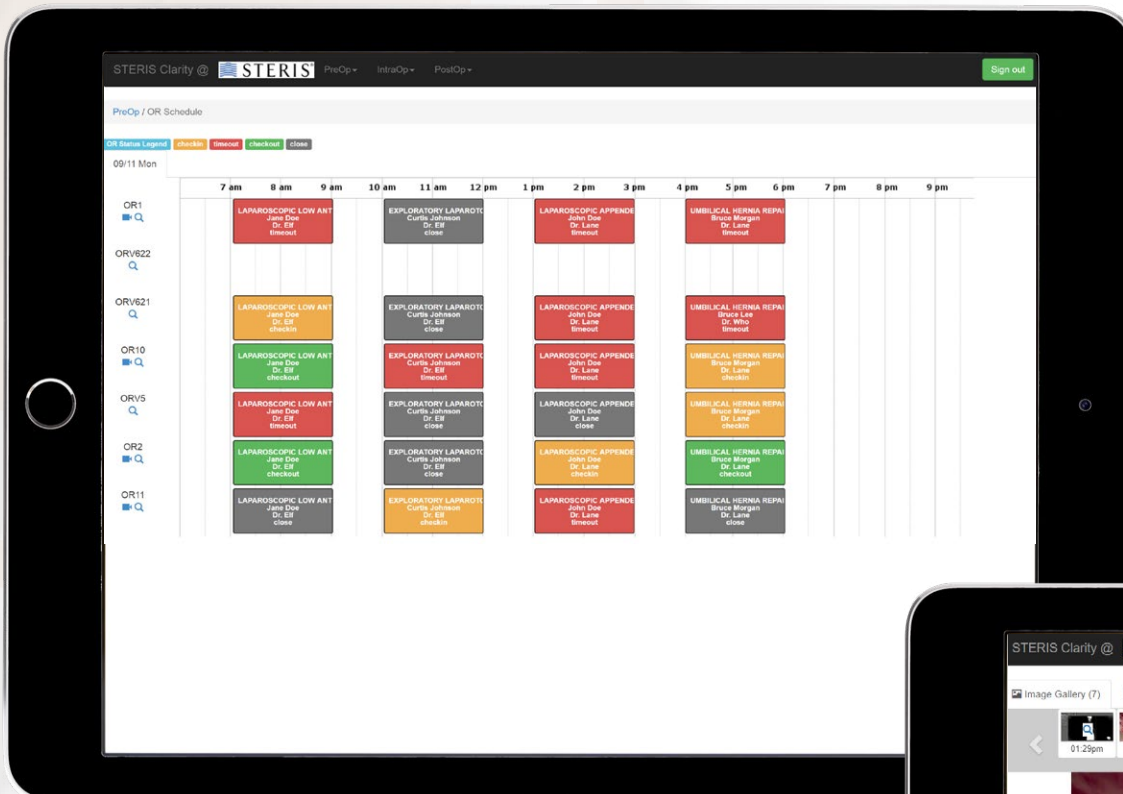


View and share images after a case

Tools for Every Stage of Care

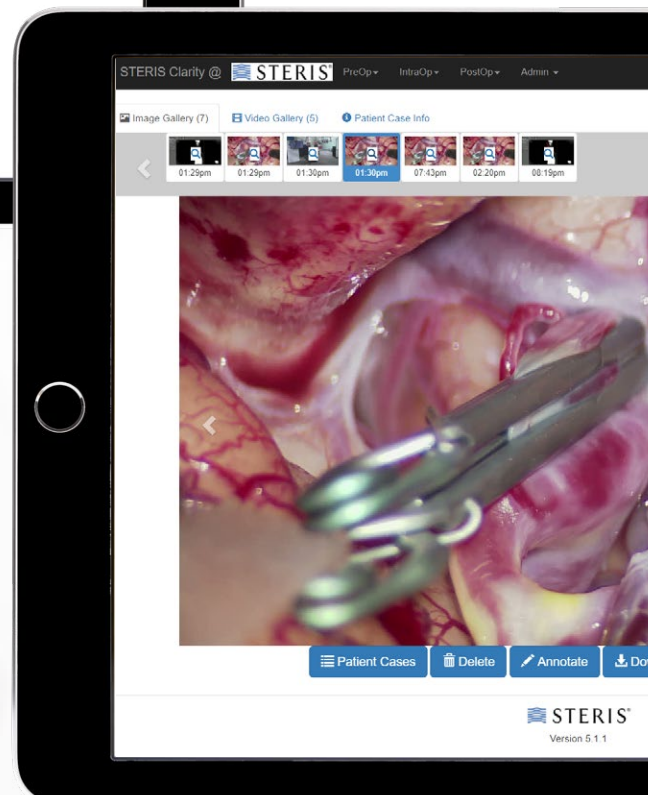
Preoperative

- Access real-time OR schedules synchronized with hospital EMR systems.
- Create and display preoperative and intraoperative checklists.
- Locate cart-based video equipment across ORs.



Postoperative

- With Clarity Software's **Media Repository Service (MRS)**, access and share case images and videos from practically anywhere.
- Easily edit images and videos from the MRS user interface, or export for use with the clinician's own editing software.
- Earmark media assets for export to the patient's medical record, PACS or vendor neutral archive.
- Eliminates the need to transfer media to portable hard drives, supporting HIPAA compliance.



Intraoperative

- **Nurse Core View** provides a bird's-eye view into each operating room or procedural space outfitted with cameras (provided by STERIS). Authorized members of the clinical staff can peer into the room to look for fellow staff, shared equipment or the status of the procedure.
- With permission, **Physician View** allows clinicians to remotely select and view video sources in the OR in real time, for teaching and sharing.

- The server resides inside the hospital's data center behind a firewall, preventing unauthorized outside access.
- Integrates with the hospital's existing user directory (LDAP) for strict access control to only authorized users.
- All communications are encrypted.
- Detailed audit logs detail access information for all BDV IDSS OR Integration Systems.

Clarity Software Integrates with Hospital EMR and PACS Systems

Clarity Software efficiently manages the import of schedule and case information to the OR and the export and storage of surgical media after each procedure.

Hospital Information Systems

EMR Electronic Medical Records

EMR/HL7 Case ID Information
OR Schedule Case Schedule / Information
PACS Worklist Study ID / Information

Clarity Software

Patient Information - Schedule Service

Step 1.

Imports Case Information from the hospital's EMR system.

Step 4.

Exports Case Media for long-term storage.

EMR Media Import Interface Case Media / ID
Network Storage Case Media
PACS Storage SCP Case Media / DICOM Study ID

Hospital Operating Rooms

Step 2.

Pushes case and schedule information to the in-OR IDSS system.

OR 1
BDV IDSS

OR 2
BDV IDSS

OR 3
BDV IDSS

OR 4
BDV IDSS

Step 3.

Pushes HD images and recordings (media) captured during the case to the Clarity Software's MRS.

Harmony iQ | **BDV**
Integration Systems

Contact your STERIS representative, visit www.steris.com or call 800-548-4873 for more information on Integration solutions.