

# Endoscope Infections:

A risk you can't afford

## It can happen to you

Since 2015, patients have **been infected** by contaminated endoscopes at more than a **dozen major hospitals**; some of these infections resulted in **patient deaths**.




One year, **500,000** infections



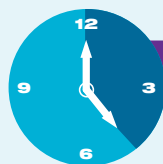
A patient who contracts *C. diff* will cost an additional **\$24,205** to a hospital<sup>1</sup>

Cost to hospitals:

**\$4.8 billion** every year



From **one bug** to **281,474,980,000,000**

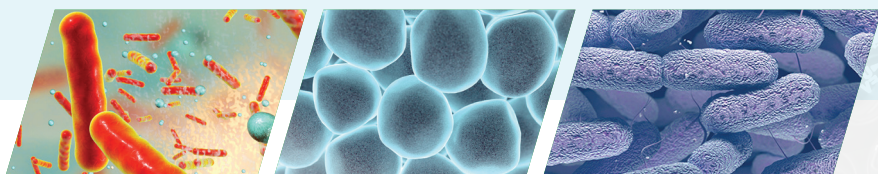


in **24 hours**

Bacteria **can double** every **20 to 30 minutes**<sup>2</sup>

<sup>1</sup> <https://www.livescience.com/50041-cre-symptoms-treatment.html>

<sup>2</sup> <https://courses.lumenlearning.com/microbiology/chapter/how-microbes-grow/>



**STERIS**

# Endoscope Infections:

A risk you can't afford

## A single CRE infection

costs a hospital from  
**\$22,484** to  
**\$66,031<sup>3</sup>**

Average cost  
per hospital  
**\$3.15**  
million  
every  
year

What's the cost to your reputation?

What's the cost in court?



The recent safety  
communication regarding  
duodenoscopes



Hospital and  
Endoscopy  
Facilities:  
Important  
Recommendations

“Consider reprocessing with supplemental measures such as **sterilization** or use of a **liquid chemical sterilant processing system** consistent with the device's labeling.”<sup>4</sup>

## How you process an endoscope matters

MORE DIFFICULT TO KILL  ↑  LESS DIFFICULT TO KILL	MICROORGANISM TYPE	LIQUID CHEMICAL STERILIZATION	DISINFECTION		
			HIGH LEVEL	INTERMEDIATE LEVEL	LOW LEVEL
	Bacterial Spores	↑			
	Mycobacteria	↑	↑		
	Non-enveloped viruses		↑	↑	
	Fungi			↑	
	Gram Negative Bacteria				↑
	Gram Positive Bacteria				↑
	Enveloped Viruses				↑



**SYSTEM1**endo®

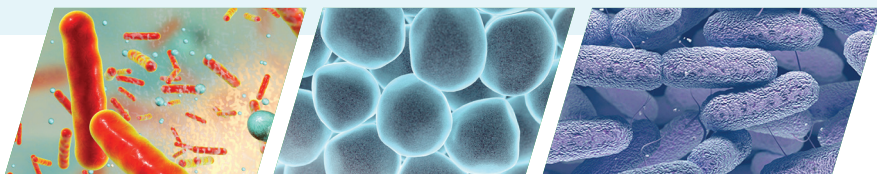
The **MOST** Practical Solution

Liquid Chemical Sterilant Processing validated for material compatibility and efficacy **for more than 2000** endoscope models, including colonoscopes, duodenoscopes, gastroscopes and bronchoscopes<sup>5</sup>

<sup>3</sup> <https://www.ncbi.nlm.nih.gov/pmc/articles/PMC5547745/>

<sup>4</sup> [https://www.fda.gov/medical-devices/safety-communications/fda-recommending-transition-duodenoscopes-innovative-designs-enhance-safety-fda-safety-communication?utm\\_campaign=2019-08-29%20CDRH%20Safety%20Comm%20-%20%20Recommendations%20and%20Updates%20to%20Help%20Improve%20Duodenoscope%20Reprocessing&utm\\_medium=email&utm\\_source=Eloqua](https://www.fda.gov/medical-devices/safety-communications/fda-recommending-transition-duodenoscopes-innovative-designs-enhance-safety-fda-safety-communication?utm_campaign=2019-08-29%20CDRH%20Safety%20Comm%20-%20%20Recommendations%20and%20Updates%20to%20Help%20Improve%20Duodenoscope%20Reprocessing&utm_medium=email&utm_source=Eloqua)

<sup>5</sup> STERIS Device Matrix. <https://www1.steris.com/products/quickconnects/system1endo/index.cfm?step=1>



For more information, visit  
[steris.com/system1endo](https://steris.com/system1endo)

**STERIS**

Document # M10407EN.2020-01, Rev.A  
©2020 STERIS All rights reserved.