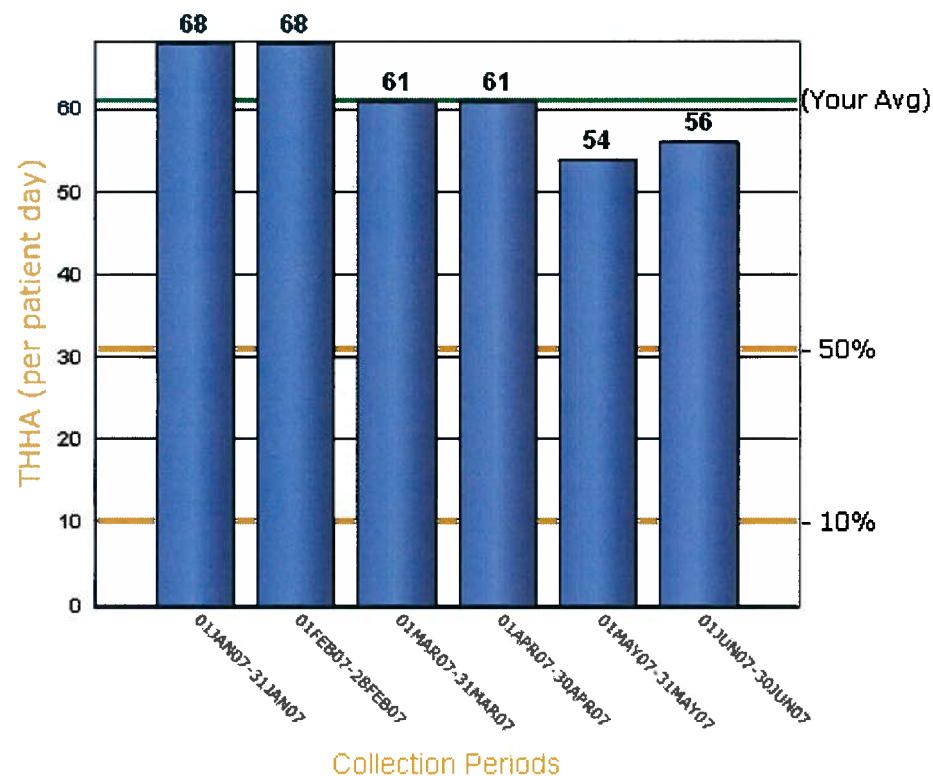




ABC Memorial Hospital - E2Med (with benchmarking)

Unit Type: Non-ICU
 Goal for Non-ICU Units: 72 THHA



Benchmarking Percentiles

Benchmarking percentiles provide some summary information about the Total Hand Hygiene Applications (THHA) values reported by all units of the same type. A benchmarking percentile is the THHA value below which the specified percentage of all THHA values fall. *Place your mouse over each percentile below for a detailed explanation of how to measure this units performance.*

Unit Type: Non-ICU
 Period: 01/01/2007 - 10/27/2009
 Average THHA for Unit E2Med = 61

Percentile	THHA per day
90th	77
50th [Median]	31
10th	10

E2Med - Hand Hygiene Results

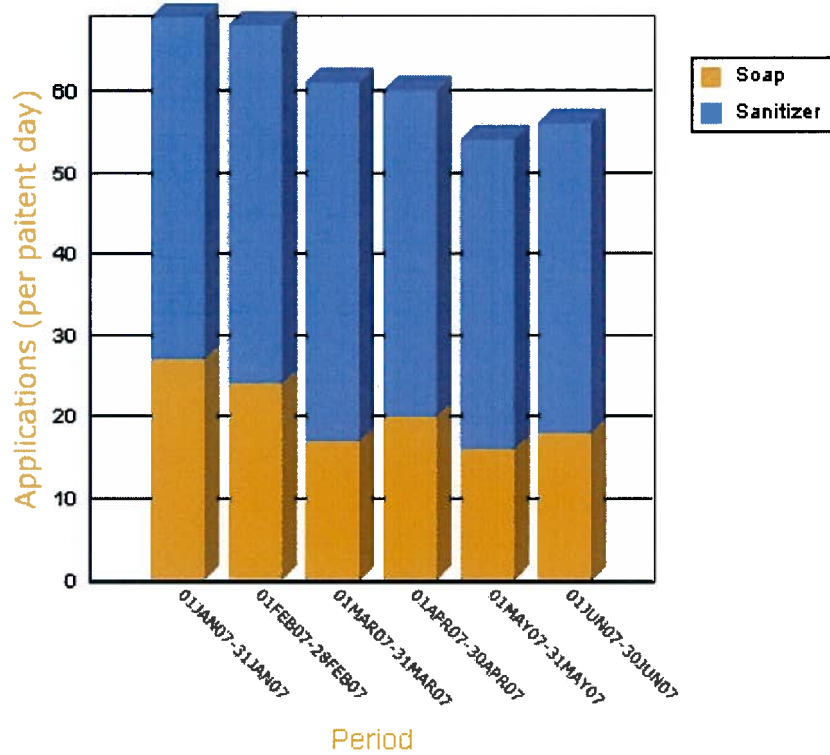
1 - 6

Collection Period	Bed Days	THHA	THHA per day
01JAN07-31JAN07	661	45,178	68
01FEB07-28FEB07	702	47,580	68
01MAR07-31MAR07	687	42,194	61
01APR07-30APR07	626	38,016	61
01MAY07-31MAY07	671	36,342	54
01JUN07-30JUN07	635	35,272	56

Soap and Sanitizer - Results

--	--	--	--

E2Med - Soap and Sanitizer Breakdown



Collection Periods	Sanitizer	Soap	THHA per day
01JAN07-31JAN07	42	27	68
01FEB07-28FEB07	44	24	68
01MAR07-31MAR07	44	17	61
01APR07-30APR07	40	20	61
01MAY07-31MAY07	38	16	54
01JUN07-30JUN07	38	18	56

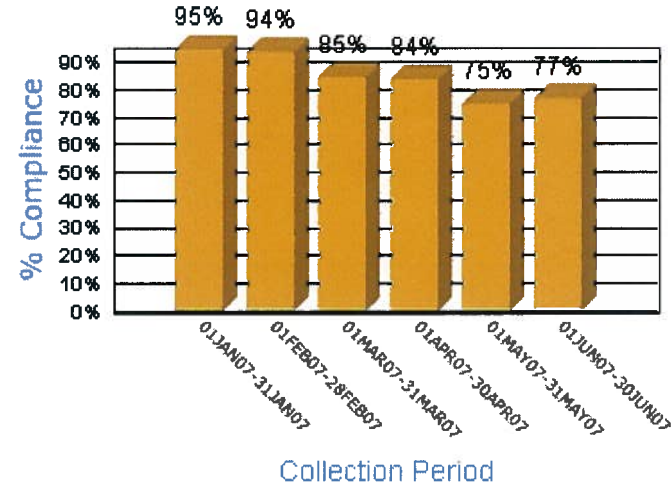
*numbers based on applications per bed day

E2Med - Compliance Graph

Unit Average Percent Compliance: 85 %

Unit Type: Non-ICU

Goal for Non-ICU Units: 72 THHA

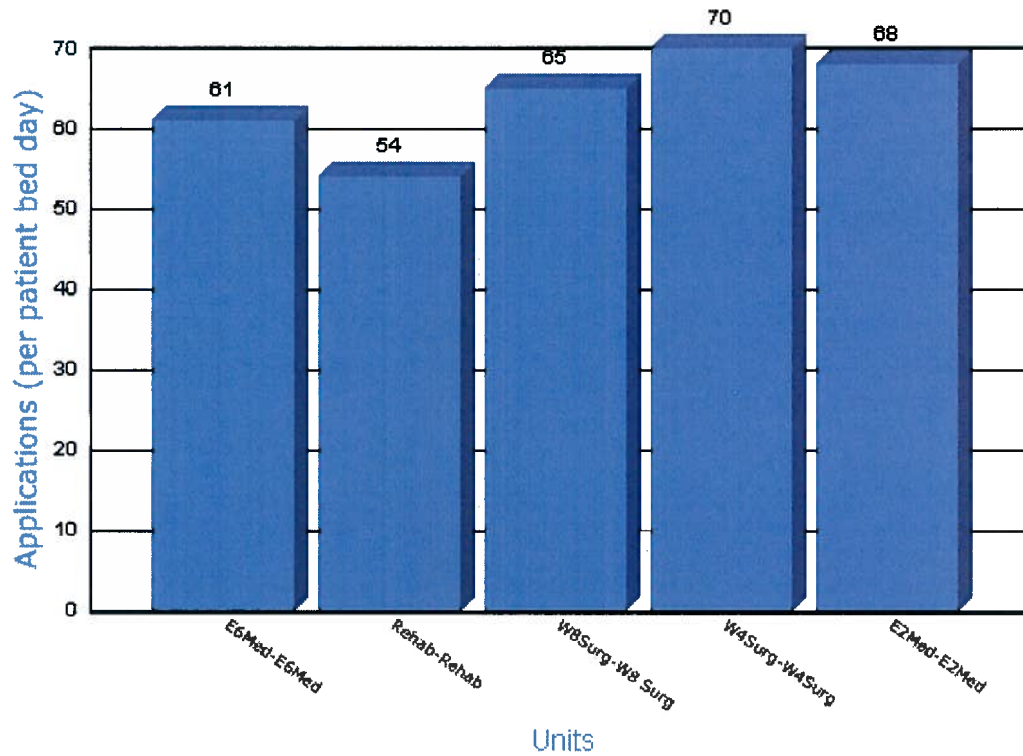


The graph above represents the percent compliance to the THHA Goal for this unit type.



**ABC Memorial Hospital - Unit Comparison
Period Display: 01-JAN-07-31-JAN-07**

Unit Comparison for 01-JAN-07-31-JAN-07



Units	HHA's Per Day
E6Med-E6Med	61
Rehab-Rehab	54
W8Surg-W8 Surg	65
W4Surg-W4Surg	70
E2Med-E2Med	68

1-5

Key:
THHA's = Hand Hygiene Applications Per Patient Bed Day